

# Drywall Anchor Installation Guide by Smart Retract

**Parts Included:** 2 anchors, 2 screws, 2 washers

**Tools Needed:** #2 Phillips screwdriver, pencil, hammer, stud finder

**Note:** This kit is for use with **Retract-A-Gate or Bow Wow Barrier only**. Use only the screws and washers provided in this kit with the heavy duty drywall anchors. Attaching the wall brackets to drywall only (no wall studs behind) should be used only for non-critical applications. The holding power of drywall is less than solid wood or a wall stud.

**Step 1: (Single wall stud IS present – if unavailable proceed to Step 2)** Using a stud finder, locate and mark the center of the stud. Position one bracket at the correct height according to the *Retract-A-Gate User's Guide and Figure 3 below*. If needed, drill a small pilot hole (7/64") into the stud. Mark the spot where the drywall anchor will be positioned. Repeat for the second bracket. Proceed to **Step 3**.

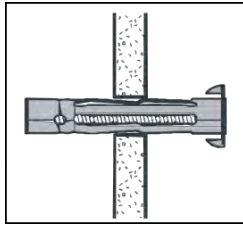
**Step 2: (No wall stud available)** Position one bracket at the correct height according to the *Retract-A-Gate User's Guide*. Mark the spots where the drywall anchors will be positioned. Repeat for second bracket.

**Step 3:** Drill a 1/4" hole into the drywall where the anchor(s) will be mounted.

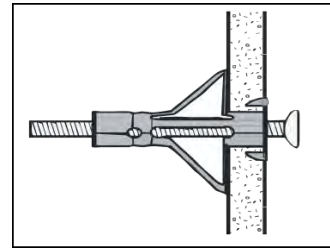
**Step 4:** Insert the wall anchor and tap lightly with the hammer to seat the anchor into the drywall as shown in **Figure 1**.

**Step 5:** Once the anchor is fully inserted, use the included screw to set the anchor in place as shown in **Figure 2**. The anchor will be set when the resistance increases slightly. **Over tightening the anchor will damage the drywall and anchor.**

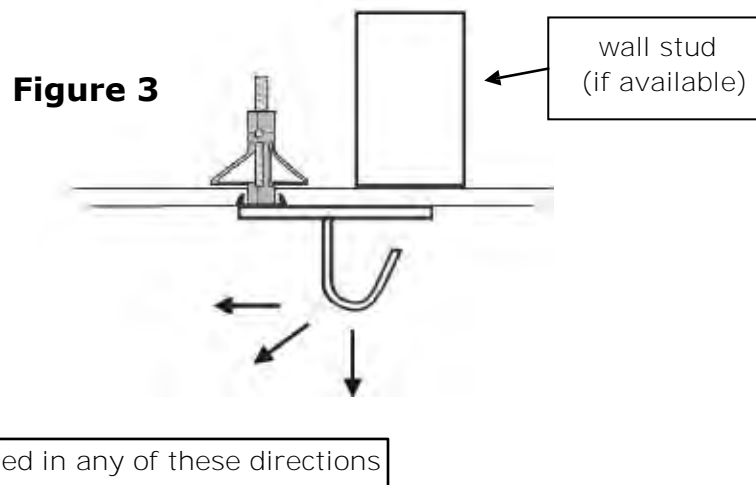
**Figure 1**



**Figure 2**



**Step 6:** Remove the screw used to set the anchor and install a wall spacer (if required) and bracket according to the *User's Guide* in the orientation shown in **Figure 3**. Tighten the screws so that they recess slightly into the finishing washer provided, being careful not to over-tighten the screws.



Website: [www.SmartRetract.com](http://www.SmartRetract.com)  
 Email: [info@SmartRetract.com](mailto:info@SmartRetract.com)  
 Phone: (877) 588-2530

Smart Retract Inc.  
 2530 Kerper Blvd.  
 Dubuque, IA 52001 USA

**For other innovative retractable products visit [SmartRetract.com](http://SmartRetract.com)**